


## How to install Triple Slide Rail

(To take apart triple slide Rail and rail, please refer to appropriate manual)


1. Place the triple slide Rail as shown below over the appropriate panel hole




2. Carefully attach triple slide Rail (Y2) to the panel with screw as shown below



3. Locate the other two holes by extending the triple slide Rail as shown below



4. Carefully attach triple slide Rail (Y2) to the panel with screw as shown below



5. If attached with screw properly, it will look as shown below

